



Developing Experts Pupil Dashboard - User Guide

Logging in to Developing Experts:

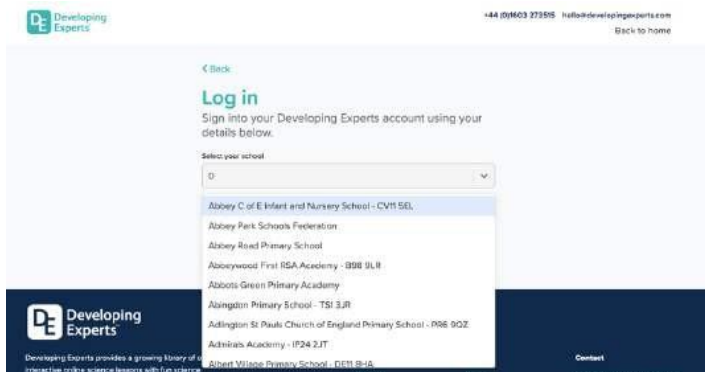
Visit - <https://developingexperts.com/>

Please note, our site works best in Google Chrome.

Click Log in, in the top right-hand corner and select the option, I'm a pupil.

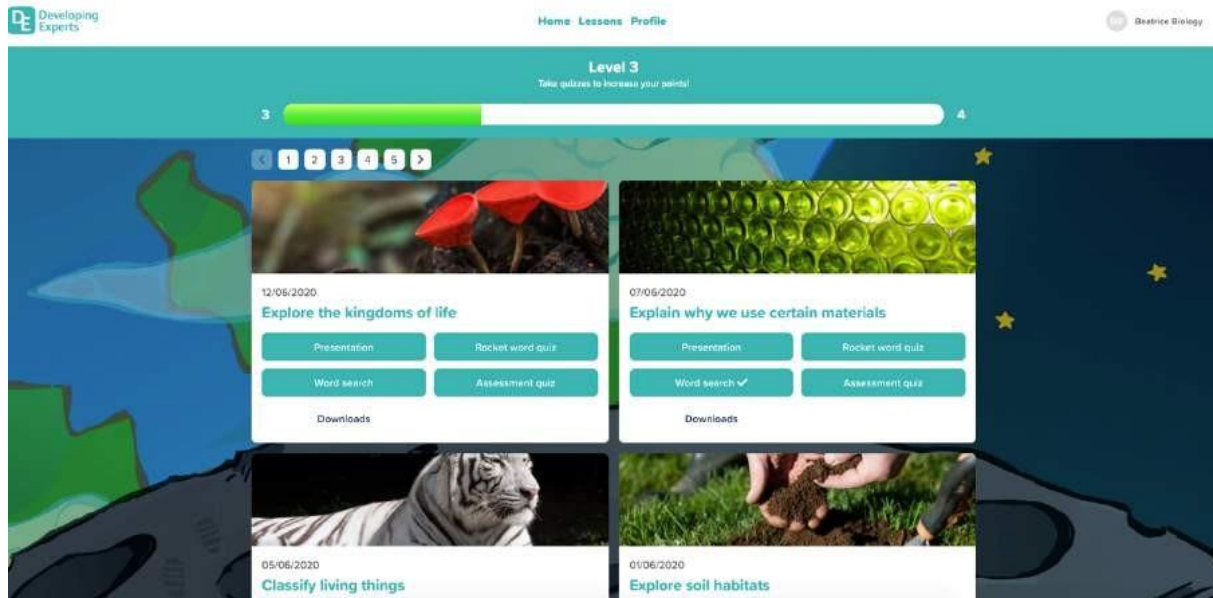


Type your school's name in the **Select your school** field – if your school has a common name (e.g. St Mary's), it may be easier to search the school by postcode. Then, enter the unique pupil code given to you by your school.

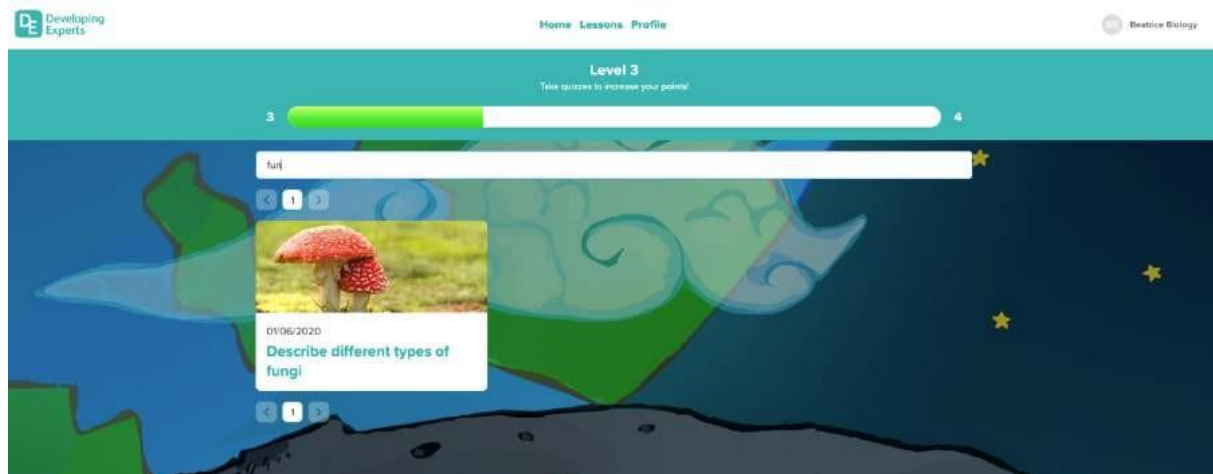


Pupil Dashboard

On the Homepage of the Pupil Dashboard, pupils can see the lessons assigned to them by their teacher. The most recent lessons will appear at the top of the page.



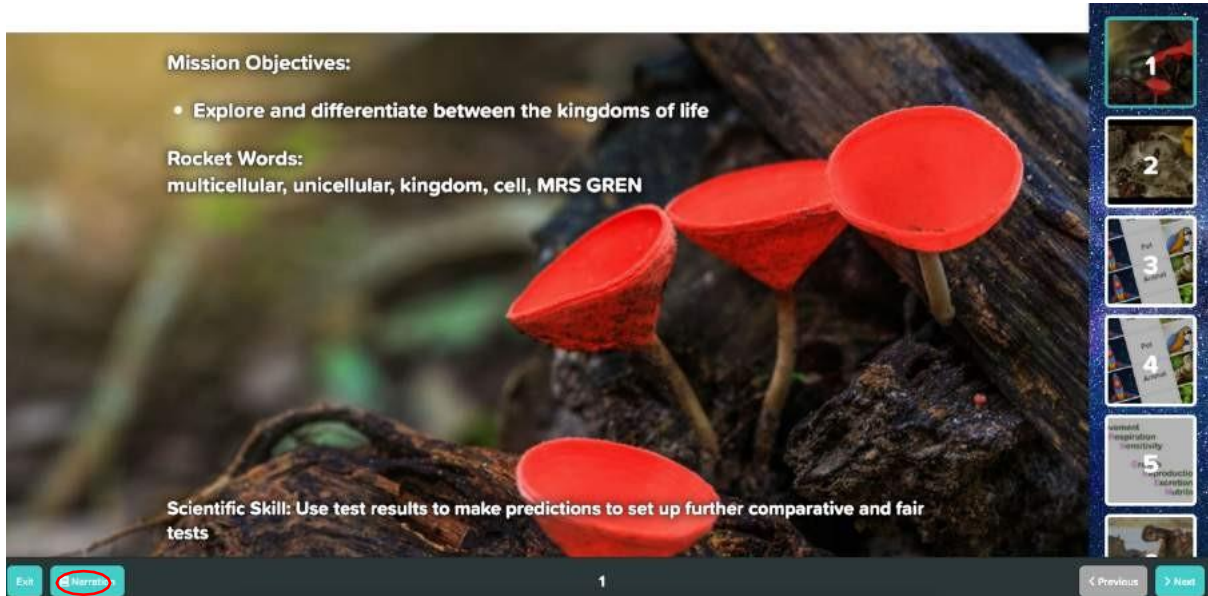
Pupils can search for a specific lessons by clicking on the [Lessons](#) tab and typing a word in the search bar.



Pupils can access a variety of resources from a lesson through their dashboard. They are able to view the lesson's presentation, complete two quizzes and a word search. Also, they can download the PDF version of the lesson handout. A tick will appear when a task has been completed and pupils will earn points by completing quizzes to move up through the level! They can also explore career links and training pathway options, based on the experts they have heard from in the lessons.

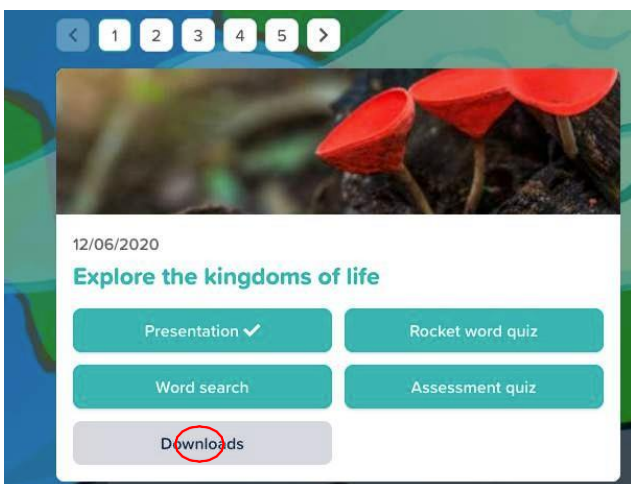
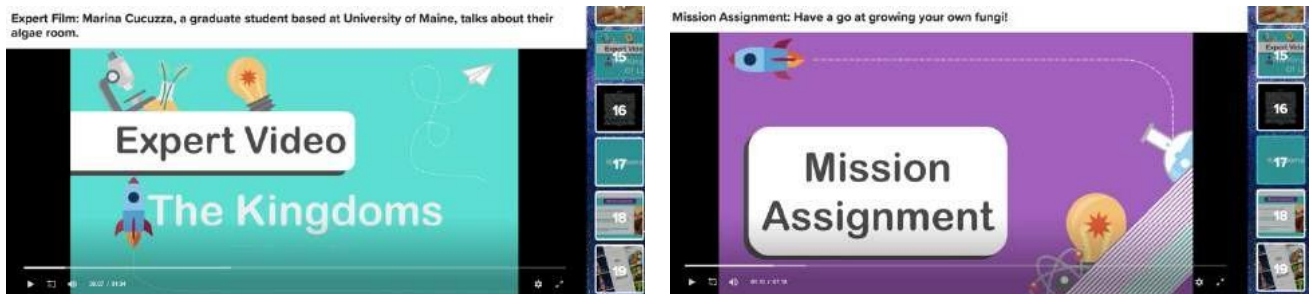
Presentation

The presentation tells the story of the key concepts covered in the lesson. To move through the slides of the presentation, either click Next, or use the slide scroller to select a specific slide.

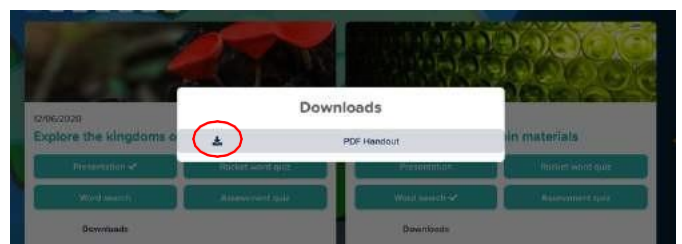


Click the Narration button to enable the slide to be read to the pupil.

The Expert Film allows pupils to see how their learning can be applied to the world of work and the Mission Assignment Film gives a demonstration of the lesson's task.



Pupils can download the handout for the Mission Assignment on their [Dashboard](#).



Quizzes

There are 2 quizzes pupils can complete – the Rocket word quiz and the Assessment quiz.

The Rocket word quiz tests the pupil's knowledge on the 5 key words and their definitions explored in the lesson. These are multiple choice questions and pupils select the correct answer. If pupils select the wrong answer, they will be shown the slide from the presentation where they can find information to push them towards the correct answer.

What does multicellular mean?

Choose 1 answer


- An acronym for Movement, Respiration, Sensitivity, Growth, Reproduction, Excretion, Nutrition. 
- The smallest structural and functional unit of an organism. 
- The highest category of organisation which living things are classified into. 
- An organism which consists of more than one cell. 
- An organism which consists of one cell. 

Submit

X Answer incorrect

Look at the slide below to work out the answer.

Animals are multicellular (made from more than one cell). They are different to other multicellular organisms because they have muscles which allow them to move quickly and they have a nervous system.



The Assessment quiz assess the pupil's understanding of concepts covered in the lesson. Questions take the form of true/false, multiple choice, fill in the blanks and image sorting buckets.

What were the first two kingdoms scientists agreed on?

Choose 2 answers

- fungus
- plant
- animal
- prokaryotes

Submit

Under a microscope, scientists discovered new organisms that needed a new classification as they were neither plants nor animals.

Choose 1 answer

- True
- False

Submit

Sort these by whether they are a kingdom or not.


Drag the images into the correct area

kingdom


not a kingdom

✓ Answer correct


kingdom




animal



insecta




prokaryotes




fungus


not a kingdom



plants



chochis



insecta



Word searches

The word search requires pupils to locate the 5 key rocket words and is a snake-style word search. Pupils need to click and drag their mouse over the letters to select the word. Words will appear in green with a tick when they have been selected correctly.

