





## Accessing Google Classroom via Xbox and PlayStation.

Other than laptops and iPads, there are various consoles which children may have access to at home which can be used to facilitate Google Classroom. We have outlined some instructions below that we have put together for guidance. There are also lots of YouTube clips which can also assist.

<https://youtu.be/h6wKiz2KXoE>

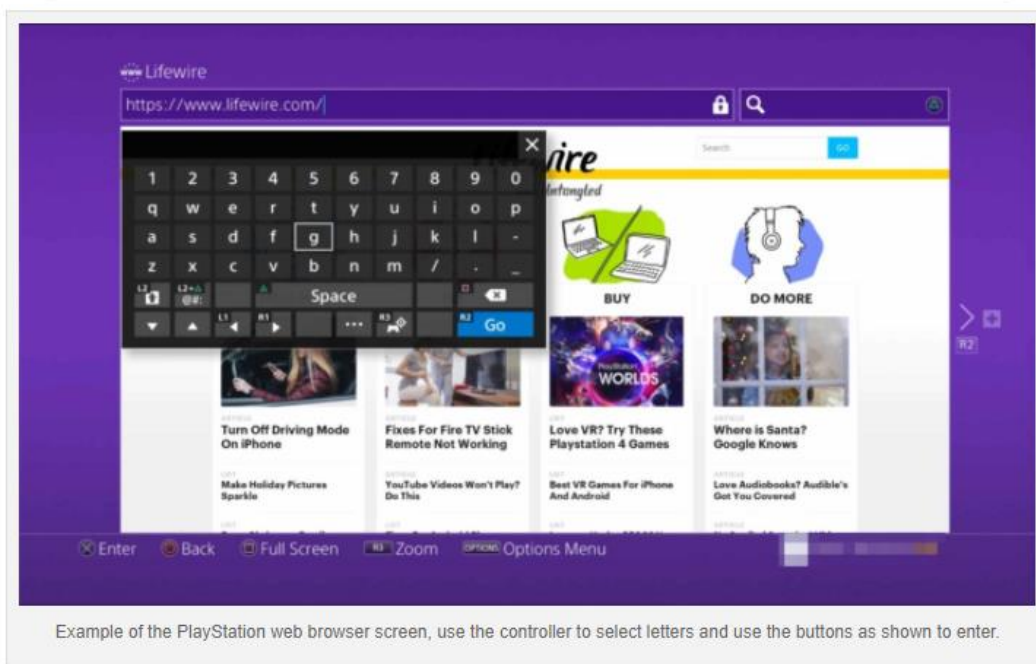
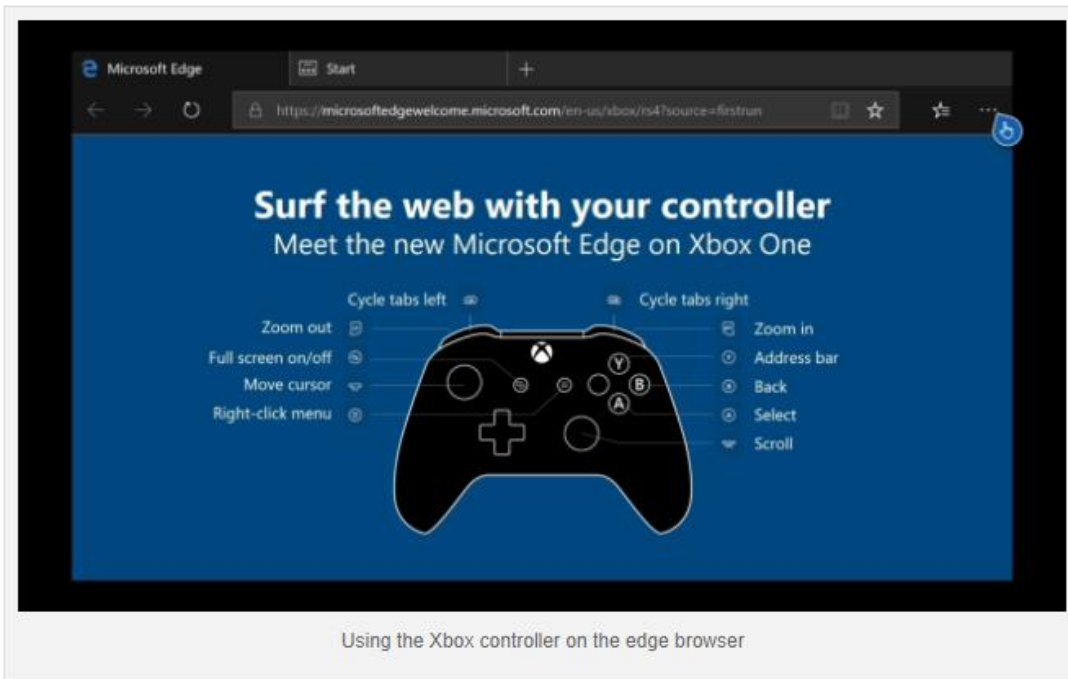
Google Classroom can be opened on Xbox and PlayStation, there isn't an app, you will need to use the built-in browsers that are available on the devices.

	On Xbox, it is Microsoft Edge, the icon looks like this (you may need to download Edge).
	On PlayStation, it is the "www" browser and the icon looks like this (you may need to download Edge). Please note that currently it is a bit trickier on PS5 as you will need to open the system settings and then User Guide. This will open up an online user manual inside a web browser page so you will only have to change the URL at the top.

Each console has a search function on the home screen.

Once the browser has been opened:

1. Type in [classroom.google.com](https://classroom.google.com) in the URL bar.
2. A prompt for a Google Account will appear where you can type in your school google classroom login and password details.
3. The Classroom home screen will open up and you can access classroom the same as if you are on a laptop or tablet.



Below is information for the buttons on a PS4 controller.

- Open a new browser window: press the **R2 button**.
- To move to a previously opened window: press the **L2 button**.
- To toggle Full-Screen mode on and off: press the **square button**. The PS4 browser defaults to the desktop version of responsive websites.

- To zoom in on the active web page: use the **R3 button** – activated by pressing down on the **right-hand stick** on your PS4 controller.
- To enter a URL/web address: first, press the **R2 button** to open a new window. Navigate to the address bar at the top of the page, labelled **Enter URL**, and tap the **X button**. The on-screen keyboard will now appear, prompting you to enter a web address. Once complete, press the **R2 controller button** to load the corresponding page.
- To perform a Google Search: first press the **triangle button** on your controller. The blinking cursor should now be visible in the search box and the on-screen keyboard should pop out directly under it. Enter your desired search words or terms and submit them by pressing the **R2 button**.

If you have a spare keyboard this can be plugged into one of their USB ports on the device which will make it easier to navigate but please note the following guidance from Xbox and PlayStation.

A few notes regarding keyboards/mouse:

**Xbox One's keyboard support:**

You can connect a keyboard but not a mouse to the console.

You can only connect a USB keyboard not a Bluetooth keyboard – it can be wireless but it will need a wireless dongle that plugs into a USB port.

**PlayStation:**

With PlayStation you can use a USB keyboard and mouse.

If it is a wireless keyboard and/or mouse, then you will need to connect a wireless dongle to the USB port first.

The following websites support parents and carers regarding e-safety

Internet matters <https://www.internetmatters.org>

- London Grid for Learning <https://www.lgfl.net/default.aspx>
- Net-aware <https://www.net-aware.org.uk>
- Thinkuknow <https://www.thinkuknow.co.uk/>
- Parent Info <https://parentinfo.org/>
- UK Safer Internet Centre <https://www.saferinternet.org.uk>